


How to resequence Products within Collections

You can manually resequence products within collections by dragging and dropping in to a new order. Simply follow the following steps.


1. Navigate to your CMS.
2. Click "Categories" under Catalogue.

Image not found or type unknown




3. Find the appropriate category. In this instance we are using "Living Room".

Image not found or type unknown




4. Select the appropriate sub-category(s). In this instance we are using "2 Seater Sofas".

Image not found or type unknown




5. When the products are listed, click "Show All".

Image not found or type unknown




6. After clicking "Show All", you will now be able to re-sequence the products by dragging and dropping to a new position. We will move "Harold Chaise Sofa" to the top.

Image not found or type unknown




7. We will also move "Orla Kiely Mimosa Small Sofa".

Image not found or type unknown



8. Once you are happy with the new sequence, you can simply return to the parent category, which will save the order of products.

Image not found or type unknown



Revision #1

Created 3 December 2024 11:04:33 by Lee

Updated 3 December 2024 11:13:25 by Lee