

# Dashboard

- [Summary](#)
- [How to Reset the Dashboard](#)
- [How to Rearrange the Dashboard](#)

# Summary

The dashboard is the first screen that users will see when they log in to IXO Commerce. This shows essential summaries of several reports and various other elements to present a snapshot of the business as it pertains to their role, along with shortcuts to key actions.

The Dashboard may be viewed inclusive or exclusive of VAT (with a couple of exceptions) - this is controlled through [Site Settings](#). All users must share the same view.


## Dashboard Blocks

Your Dashboard is made up of a variety of widgets; this view is unique to each User based on their permissions. The Dashboard can be rearranged or individual widgets can be hidden as desired.

There is a 'reset dashboard' button at the bottom of the screen.

“Widget visibility is controlled via user permissions on the [Update User](#) screen.

## Baskets



Displays if the user is enabled for  Live Baskets

This will display the number of active eCommerce baskets on your website, along with a filtered clickthrough.

A conversion rate will also display if the user is enabled for  Sales Orders

The conversion rate is calculated as a percentage of converted Sales Orders with the Source of 'WEBSITE' (e.g. converted orders vs abandoned orders).

# Bandwidth

|                          |                      |                   |
|--------------------------|----------------------|-------------------|
| Monthly allowance:<br>40 | September 2024:<br>3 | August 2024:<br>0 |
|--------------------------|----------------------|-------------------|

Displays if the user is a  superuser

Displays your [Bandwidth](#) allowance, along with your usage so far this month compared to last month.

“ If your Bandwidth is consistently higher than your allowance, Iconography will be in touch to discuss increasing your allowance; if it is consistently over 100GB a month, we will mandate a dedicated server.

# Current Order Book

This will always display inclusive of VAT

|               | Quotations | Open Orders   | Payments    | Balance Due   |
|---------------|------------|---------------|-------------|---------------|
| Dublin:       | -          | -             | £1,250.00   | -             |
| Iconography:  | £1.00      | £11,580.60    | £2,397.40   | £9,183.20     |
| Manchester:   | -          | £12.00        | -           | £12.00        |
| UK Warehouse: | -          | £1,346,120.78 | £105,876.58 | £1,240,244.20 |
| Total:        | £1.00      | £1,357,713.38 | £109,523.98 | £1,248,189.40 |

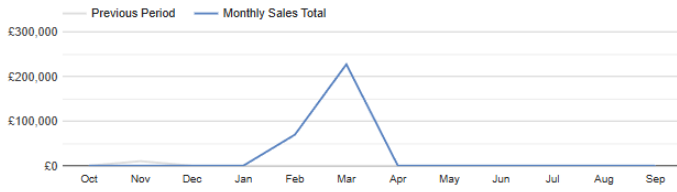
Displays if the user is enabled for  Sales Orders

This will display the total value of all (unexpired) Quotes. It also shows the total value of open Sales Orders, along with a breakdown of current payments and outstanding balances against those Sales Orders.

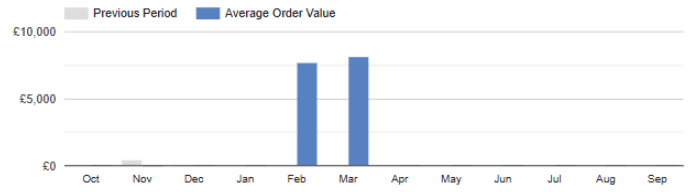
This will be broken down by [Store](#).

# Last 12 Months/Average Order Value

### Last 12 Months (Rolling)



### Average Order Value



Last 12 months sales:  
**£302,139**

Previous 12 months sales:  
**£10,158**

Average order value this month :  
**£699**

Average order value last month:  
**£0**

Displays if the user is enabled for  reports

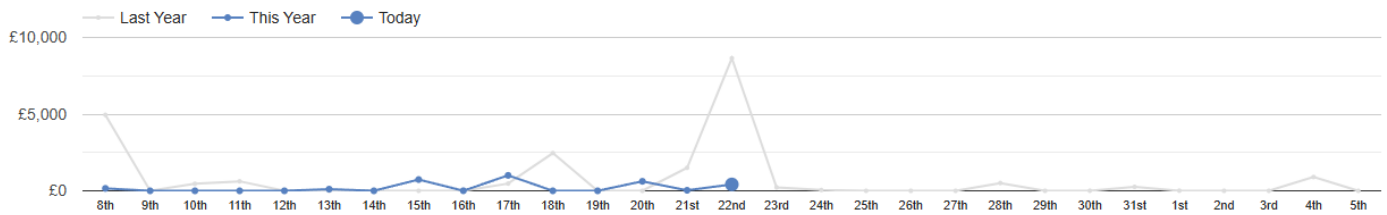
## Last 12 Months

This will show year on year sales performance for the last 12 months.

## Average Order Value

This will show year on year average order value for the last 12 months.

## Last 14 Days (Year on Year)



Displays if the user is enabled for  reports

This will show year on year sales performance for the last 30 days.

## Orders

Unallocated orders:

**123**

Orders awaiting packing:

**68**

Orders awaiting despatch:

**21**

Orders awaiting collection:

**7**

Orders pending payment:

**356**

Orders awaiting action:

**192**

Orders overdue on order:

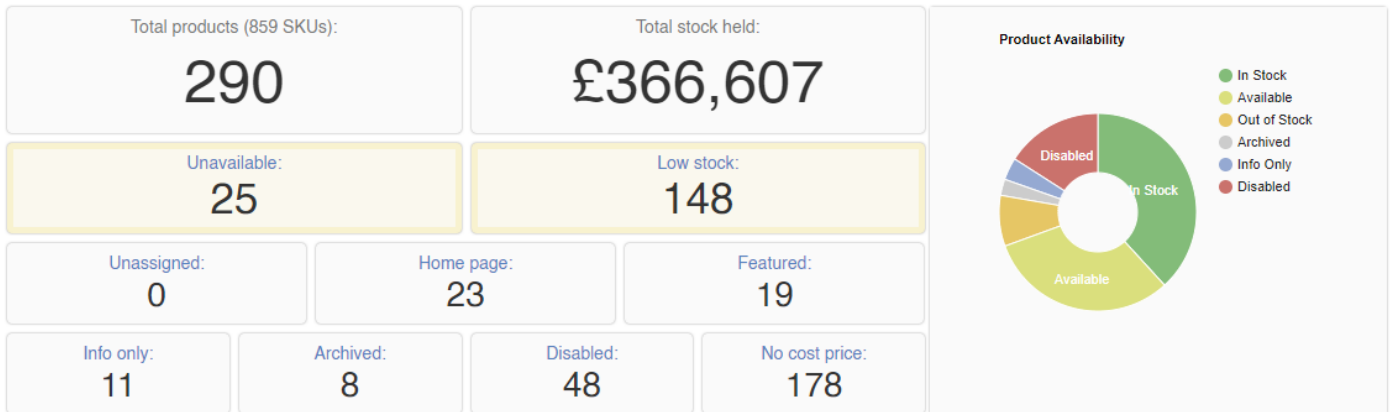
**142**

Displays if the user is enabled for  Sales Orders

This displays orders which require action; each section is a link to process the highlighted Sales Orders.

## Products

The value of Total Stock Held will always show exclusive of VAT.



Displays if the user is enabled for  Categories

This can be used to get a snapshot of your Products; it will also provide you with pre-filtered links to allow swift management of Products.


## Purchase Orders



Displays if the user is enabled for  Purchase Orders

This will display essential information about your Purchase Orders, along with quick links for immediate action as required.

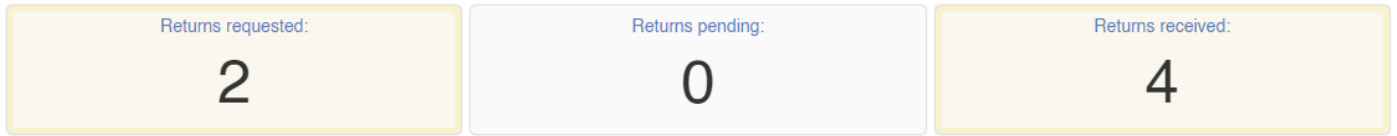
## Recent Best Sellers



Displays if the user is enabled for  Categories

Displays your recent Best Sellers.

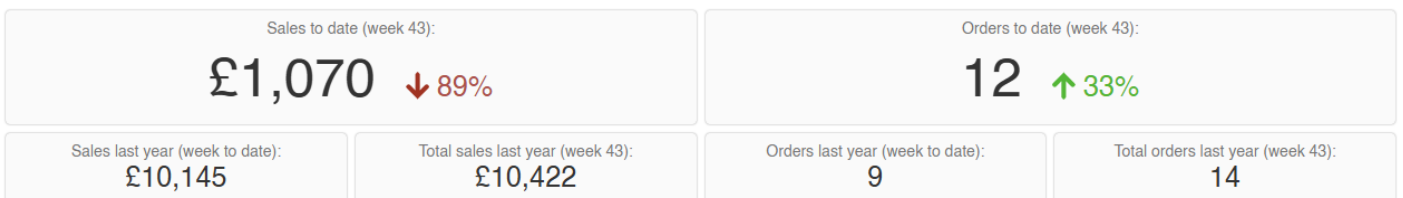
## Returns



Displays if the user is enabled for  Returns

This will display essential information about your Returns, along with quick links for immediate action as required.

## Sales (Weekly/Monthly/Yearly)



Displays if the user is enabled for  reports


## Tasks



Displays if the user is enabled for  Tasks

This will show the total number of outstanding [Tasks](#) both companywide and for the current user, along with filtered click throughs.

## Today



Displays if the user is enabled for  reports

This will show the total value and number of sales across the whole system today.




# How to Reset the Dashboard

The dashboard can be reset quickly using the following steps.


1. Navigate to your CMS.
2. Click the "Dashboard" icon in the navigation bar.

Image not found or type unknown



3. Scroll to the very bottom of the page and click "Reset dashboard layout".

Image not found or type unknown




# How to Rearrange the Dashboard

The dashboard utilises a simple drag and drop system to rearrange tiles on the dashboard screen. Moving a tile will pin it in position without the need to save, and you can rearrange all tiles to suit your needs.


1. Navigate to your CMS.
2. Click the "Dashboard" icon on the top navigation bar.

Image not found or type unknown



3. Simply click and hold the tile that you wish to move, and drag it to a new location. In this case, we are moving the "Last 30 Days" tile.

Image not found or type unknown



4. This has been moved below both the "Orders" and "Baskets" tiles.

Image not found or type unknown

