

Summary

The dashboard is the first screen that users will see when they log in to IXO Commerce. This shows essential summaries of several reports and various other elements to present a snapshot of the business as it pertains to their role, along with shortcuts to key actions.

The Dashboard may be viewed inclusive or exclusive of VAT (with a couple of exceptions) - this is controlled through [Site Settings](#). All users must share the same view.


Dashboard Blocks

Your Dashboard is made up of a variety of widgets; this view is unique to each User based on their permissions. The Dashboard can be rearranged or individual widgets can be hidden as desired.

There is a 'reset dashboard' button at the bottom of the screen.

“ Widget visibility is controlled via user permissions on the [Update User](#) screen.

Baskets



Displays if the user is enabled for Live Baskets

This will display the number of active eCommerce baskets on your website, along with a filtered clickthrough.

A conversion rate will also display if the user is enabled for Sales Orders

The conversion rate is calculated as a percentage of converted Sales Orders with the Source of 'WEBSITE' (e.g. converted orders vs abandoned orders).

Bandwidth

Monthly allowance: 40	September 2024: 3	August 2024: 0
--------------------------	----------------------	-------------------

Displays if the user is a superuser

Displays your [Bandwidth](#) allowance, along with your usage so far this month compared to last month.

“ If your Bandwidth is consistently higher than your allowance, Iconography will be in touch to discuss increasing your allowance; if it is consistently over 100GB a month, we will mandate a dedicated server.

Current Order Book

This will always display inclusive of VAT

	Quotations	Open Orders	Payments	Balance Due
Dublin:	-	-	£1,250.00	-
Iconography:	£1.00	£11,580.60	£2,397.40	£9,183.20
Manchester:	-	£12.00	-	£12.00
UK Warehouse:	-	£1,346,120.78	£105,876.58	£1,240,244.20
Total:	£1.00	£1,357,713.38	£109,523.98	£1,248,189.40

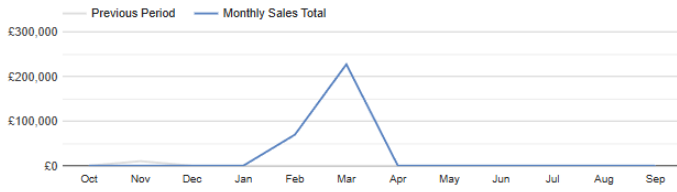
Displays if the user is enabled for Sales Orders

This will display the total value of all (unexpired) Quotes. It also shows the total value of open Sales Orders, along with a breakdown of current payments and outstanding balances against those Sales Orders.

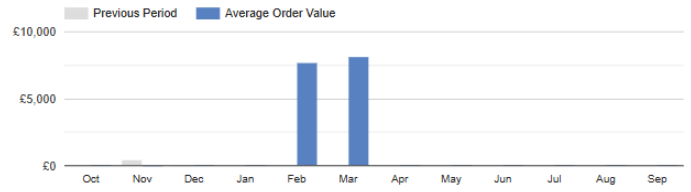
This will be broken down by [Store](#).

Last 12 Months/Average Order Value

Last 12 Months (Rolling)



Average Order Value



Last 12 months sales:
£302,139

Previous 12 months sales:
£10,158

Average order value this month :
£699

Average order value last month:
£0

Displays if the user is enabled for reports

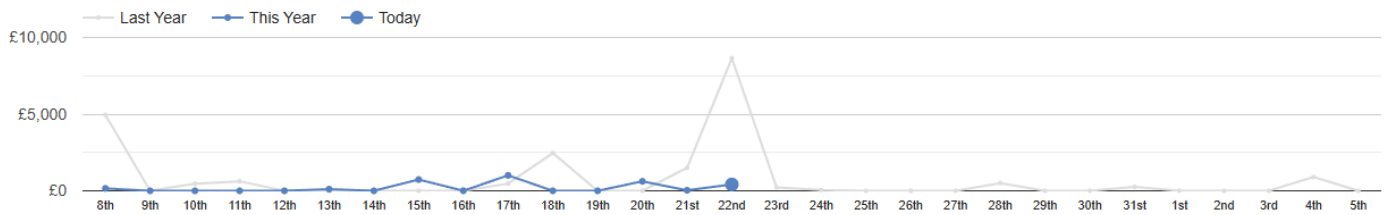
Last 12 Months

This will show year on year sales performance for the last 12 months.

Average Order Value

This will show year on year average order value for the last 12 months.

Last 14 Days (Year on Year)



Displays if the user is enabled for reports

This will show year on year sales performance for the last 30 days.

Orders

Unallocated orders:

123

Orders awaiting packing:

68

Orders awaiting despatch:

21

Orders awaiting collection:

7

Orders pending payment:

356

Orders awaiting action:

192

Orders overdue on order:

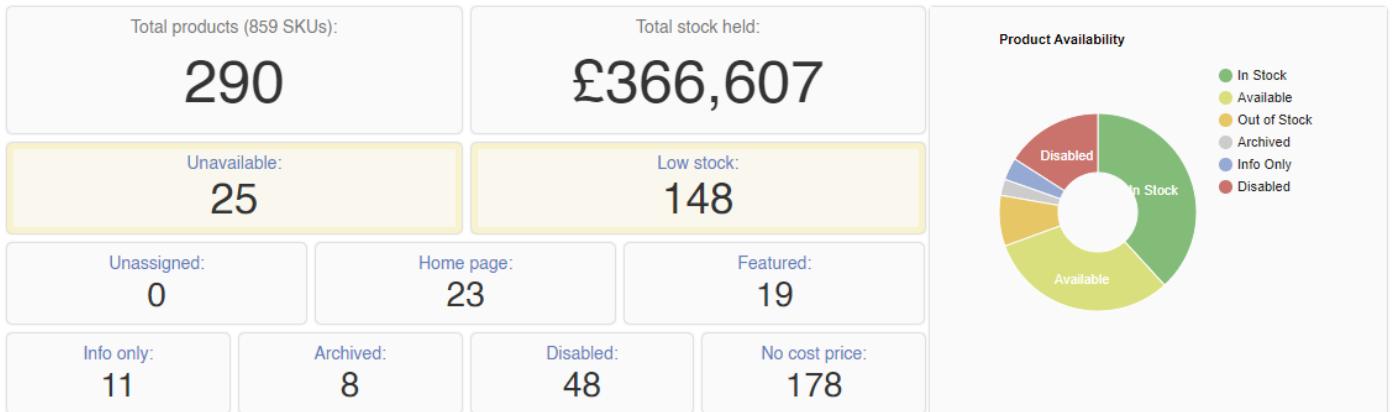
142

Displays if the user is enabled for Sales Orders

This displays orders which require action; each section is a link to process the highlighted Sales Orders.

Products

The value of Total Stock Held will always show exclusive of VAT.



Displays if the user is enabled for Categories

This can be used to get a snapshot of your Products; it will also provide you with pre-filtered links to allow swift management of Products.


Purchase Orders



Displays if the user is enabled for Purchase Orders

This will display essential information about your Purchase Orders, along with quick links for immediate action as required.

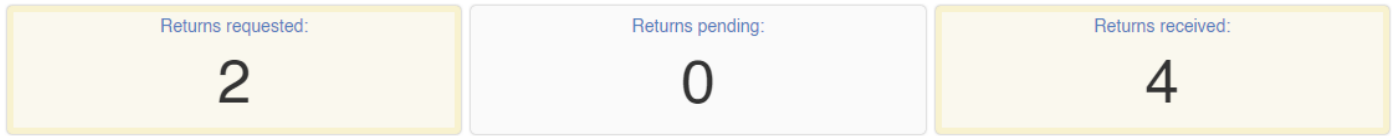
Recent Best Sellers



Displays if the user is enabled for Categories

Displays your recent Best Sellers.

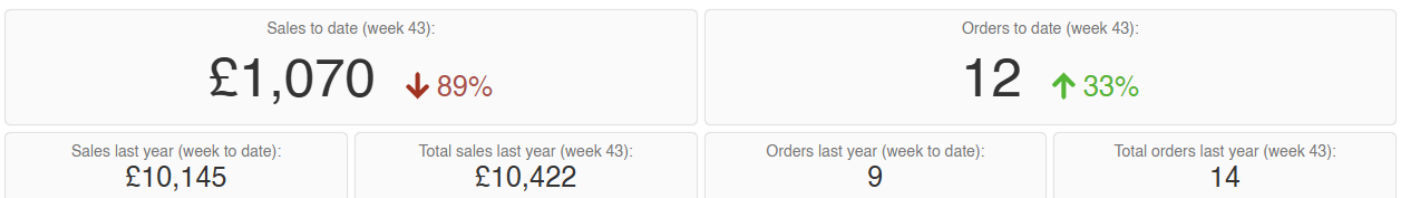
Returns



Displays if the user is enabled for Returns

This will display essential information about your Returns, along with quick links for immediate action as required.

Sales (Weekly/Monthly/Yearly)



Displays if the user is enabled for reports


Tasks



Displays if the user is enabled for Tasks

This will show the total number of outstanding [Tasks](#) both companywide and for the current user, along with filtered click throughs.

Today



Displays if the user is enabled for reports

This will show the total value and number of sales across the whole system today.

Revision #4

Created 30 September 2024 10:08:57 by Mike

Updated 22 October 2025 14:45:03 by Mike