

Price History

This report will show all price changes within a given period. It may be searched by SKU code.

Price History












Search: 1855B-80716

Specify dates from: 30/10/2020 to: 29/11/2024

Update

Reset

Download report as CSV

	product	code	price type	price	on sale	timestamp
	Citrus Fruit (variant images) Orange	1855B-80716	trade	1.67	no	28/11/2024 09:17
	Citrus Fruit (variant images) Orange	1855B-80716	default	2.00	yes	09/10/2024 11:50
	Citrus Fruit (variant images) Orange	1855B-80716	trade	2.50	no	09/10/2024 11:50
	Citrus Fruit (variant images) Orange	1855B-80716	trade	2.50	no	01/07/2024 16:51
	Citrus Fruit (variant images) Orange	1855B-80716	trade	1.67	no	17/05/2024 12:18
	Citrus Fruit (variant images) Orange	1855B-80716	default	2.00	yes	08/05/2024 16:07
	Citrus Fruit (variant images) Orange	1855B-80716	default	4.00	yes	24/04/2024 15:31
	Citrus Fruit (variant images) Orange	1855B-80716	trade	4.16	no	27/02/2024 12:14
	Citrus Fruit (variant images) Orange	1855B-80716	trade	4.17	no	02/01/2024 16:07
	Citrus Fruit (variant images) Orange	1855B-80716	default	5.00	yes	12/09/2023 15:41
	Citrus Fruit (variant images) Orange	1855B-80716	default	5.00	no	12/09/2023 14:43

Filters

This report may be filtered by:

- SKU
- Date Range

Key to icons

 = download report

FAQs

FAQs for Log Reports may be viewed [here](#).