

Summary

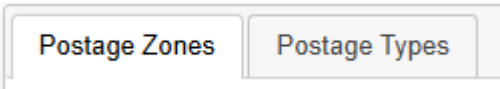
From here, you can set up your postage rules. These are used to calculate postage charges within your eCommerce checkout, as well as when building telephone orders in the CMS, or in store orders via the POS.

Key to icons

 = setup a postage zone/type

 = delete a postage type

Postage Zones

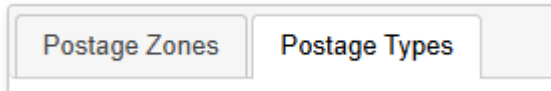


These are the areas to which you deliver; each Postage Type may be enabled for each individual zone at a different price, or disabled entirely for a single zone.

Each Zone may be enabled for Countries, Counties and/or Post Codes.

More information available [here](#).

Postage Types



These are the individual Postage Types assigned to products. These control elements such as delivery time, pick a day, etc.

These are viewed under the second tab. There is also a control here to add a new Postage Type.


There is more information on Postage Types available [here](#).

FAQs

Why can't I delete a postage type?

Postage Types can not be deleted if they are 'default methods'.

Default Method:

In addition, 'Collect' and 'Email' can never be deleted.

How do I add more Postage Zones

This isn't something that can be done from within the CMS; please contact Iconography via the [Support Portal](#).

The wrong postage cost is showing

Please ensure that you have not entered the same post code in multiple Postage Zones. If you have, the first Postage Zone will be used, e.g. if TA19 is in Zones 3 and 5, the postage rules for Zone 3 will be used.

Revision #2

Created 7 November 2024 11:00:00 by Mike

Updated 7 November 2024 11:55:46 by Mike