

# Sales by Date

This report will show a breakdown of company-wide sales within a given period.

Data may be viewed by:

- Day
- Week
- Month

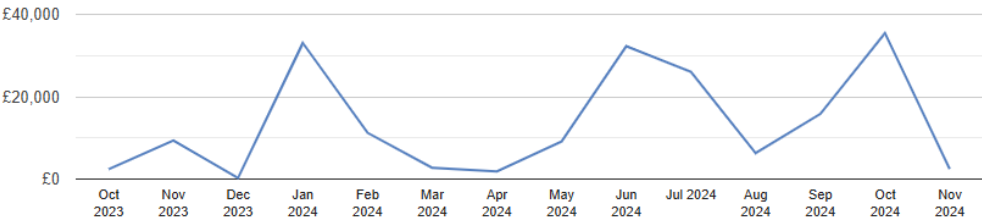
## Sales By Date

Source: All Device: All Store: ALL Store user: ALL Specify dates from: 14/10/2023 to: 13/11/2024  
Group dates by: Month Update Reset

[Download report as CSV](#) [View matching products](#) [View matching customers](#)

**Important:** This report uses the "order date" and "order value" - not the payments, as these may be different.

Number of orders:	393
Average order value (INC VAT):	£479.77
Net total sales:	£158,215.06
VAT total:	£30,333.40
Gross total sales:	£188,548.46



By Month		Net	VAT	Total
	November 2024	£2171.29	£286.50	£2457.79
	October 2024	£29690.67	£5782.60	£35473.27
	September 2024	£13162.32	£2659.41	£15821.73

## Filters


This report may be filtered by:


- Date Range
- Store
- Store User
- Source
- Device
- Category
- Brand
- Collection
- Supplier

## Key to icons

 = view day/week/month broken down to [Sales by Channel](#) (and matching any other filters applied)

 = download report

 = view matching products (products sold within this date range and matching any other filters applied)

 = view matching customers (customers who completed a purchase within this date range and matching any other filters applied)

## FAQs

FAQs for Sales Reports may be viewed [here](#).

---

Revision #5

Created 13 November 2024 12:43:03 by Mike

Updated 15 November 2024 10:54:50 by Mike