

Aged Stock

This report shows individual stock records, their cost price and the date they were added to the system.





It can also be used to view the individual unit prices of each unit of stock in the database.

“ This gives a breakdown by Variant, and will not detail the Unique Stock Items, e.g. you have five 'Example Sofas' in the same location; the report will not detail that one is red, one is blue and three are green.

Aged Stock

Search: Store: ALL Specify dates from: 23/10/2024 to: 22/11/2024

Download report as CSV

| code | product | store | location | qty | cost price (per unit) | cost price (total) | date received |
|---|------------------------------|-------------|----------|-----|-----------------------|--------------------|------------------|
|  1853y | Yellow banana (bulk pricing) | Iconography | Test1 | 1 | £0.33 | £0.33 | 15/11/2024 16:24 |
|  1853y | Yellow banana (bulk pricing) | Iconography | Default | 1 | £0.27 | £0.27 | 21/11/2024 15:25 |
|  1854c | Big red apple (with upsells) | London | Default | 10 | £0.00 | £0.00 | 24/10/2024 12:41 |
|  1854c | Big red apple (with upsells) | Manchester | Default | 10 | £0.00 | £0.00 | 24/10/2024 12:41 |

Filters

This report may be filtered by:

- Search (for a SKU/product name)
- Store
- Date Range (date stock was added to the database)

Key to icons

 = download report

FAQs

FAQs for Stock Reports may be viewed [here](#).