





Stock Discrepancy

This report provides you with a list of all stock discrepancies over time, both as a value (based on cost price) and stock quantity. These overages and write-offs are based on Stock Takes and manual inventory alterations.

The report provides a headline value of both overage and write offs. These are based on unexplained Stock Discrepancies; automated [Stock Matching](#) will automatically resolve Stock Discrepancies where possible.

It is possible to manually mark Stock Discrepancies as resolved from this screen by using the tick boxes on the right hand side; doing so will not remove the record, but will exclude it from the totals at the top of the report.

Stock Discrepancy												
Store: ALL Specify dates from: 04/03/2025 to: 03/04/2025 Hide matched stock <input type="checkbox"/> Update Reset												
Download report as CSV												
Total overage: £76.60 Total write-offs: £0.00 Total discrepancy: £76.60												
product	code	options	store	location	changed	matched	discrepancy	cost value	reason	user	date	
 Stock Holding	39587		Bristol	Default	+4	0	+4	-	inventory: test	iconography	01/04/2025	<input type="checkbox"/>
 Stock Holding	39587		Bristol	Damaged	+2	2	0	-	inventory: 4	iconography	01/04/2025	
 Stock Holding	39587		Bristol	Returns	+3	0	+3	-	inventory: 4	iconography	01/04/2025	<input type="checkbox"/>
 Stock Holding	39587		Bristol	Default	+4	0	+4	-	inventory: 4	iconography	01/04/2025	<input type="checkbox"/>
Deleted	j		UK Warehouse	Holding	-4	0	-8	-£3.20	orphaned stock	iconography	28/03/2025	<input type="checkbox"/>
Deleted	j		Shop	Default	-55	55	0	-	orphaned stock	iconography	28/03/2025	
Deleted	j		Shop	Default	-1	0	-1	-£0.40	orphaned stock	iconography	28/03/2025	<input type="checkbox"/>

Colour Coding

Overages are marked in green.

Write offs are marked in red.

Resolved Stock Discrepancies are not highlighted, and are shown in white.

Filters

This report may be filtered by:

- Store
- Date Range

Key to icons

↓ = download report

FAQs

FAQs for Stock Reports may be viewed [here](#).

Revision #5

Created 20 November 2024 15:15:59 by Mike

Updated 3 April 2025 10:14:17 by Mike