




Swatch Groups

Swatches are used to add [Customisation](#) to individual Products. These will display to the customer on the website and in the POS, as well as when adding [Purchase Orders](#) and managing [Sales Orders](#) in the CMS.

This screen will display your Swatch Groups, as well as highlighting how many products are linked to those Swatch Groups.

Key to icons

-  = edit swatch group
-  = delete swatch group
-  = view/add swatches within group
-  = assign swatches to Products

Setup

“ You must setup a Swatch Group before you can create [Swatches](#).

| Field | Purpose |
|-------------------|--|
| Swatch Group name | <i>This is used as a label for the Swatch Group</i> |
| Associated Brand | <i>This field is required when using the Assignment Screen</i> |
| Request a Swatch | <i>Enable this Swatch Group for the Request a Swatch feature</i> |